

SELAMAT
DATANG
WELCOME

**UTM
Digital**



- Creative
- Innovative
- Cohesive
- Technopreneur



UTMDigital



<http://utmdigital.utm.my>
<http://utmdigital.utm.my/kl>



UTMJB aduit@utm.my

07-5532136

UTMKL cictcareline.kl@utm.my

03-26154440

Walk-in

Student Counter (PPICTP),
Level 3, Block D07,
UTMDigital, UTM JB
Compulsory: Bring your matric card

UTMDigital

WHAT IS UTMID

- a. UTMID is a unique identification (ID) assigned to a user to authenticate a user before accessing UTM network, ICT applications and services including UTMWiFi, MyUTM portal and UTMSmart.
- b. At the moment, UTMID is only available for registered students and staff.
- c. UTMID is also used as an official email ID for staff and students. For students, you will have yourutmid@graduate.utm.my as your email user id.
- d. In case you need to reset your UTMID password, you can do it at <http://utmid.utm.my>

HOW TO GET YOUR UTMID & UTM OFFICIAL EMAIL ID?

1. NEW STUDENT

a. Those who will register during orientation week:

- i. Starting from 2019/2020 session, UTMID is pre-assigned to you
- ii. Notification through **utmid@utm.my** will be send to your registered email address (an email address that you have provided with your admission application)

b. Those who will register outside orientation week:

- i. Proceed to Student Service Counter, D07 Level 3, UTM Digital Office to generate your UTMID and official email address

2. FORMER STUDENT / EXISTING STUDENT / UTM STAFF

- a. Use your existing UTMID/ ACID
- b. Notification through **utmid@utm.my** will be send to your registered email address (an email address that you have provided with your admission application)

HOW TO ACCESS YOUR OFFICIAL EMAIL

1. Our email platform is Gmail
2. Access URL

<http://mail.graduate.utm.my>

or

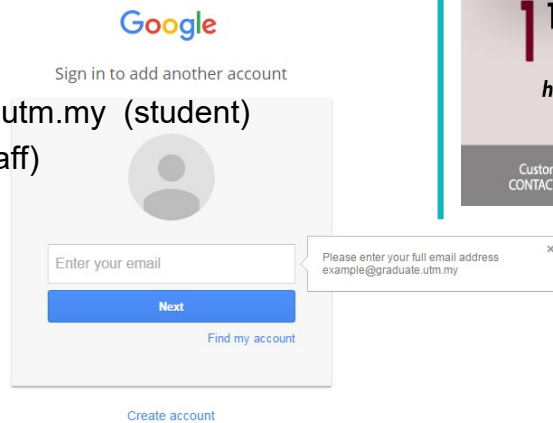
<http://gmail.com>

(make sure to type your email id with domain name)

3. Email ID = UTMID

e.g: yourUTMID@graduate.utm.my (student)

yourUTM@utm.my (staff)



Google

Sign in to add another account

Enter your email

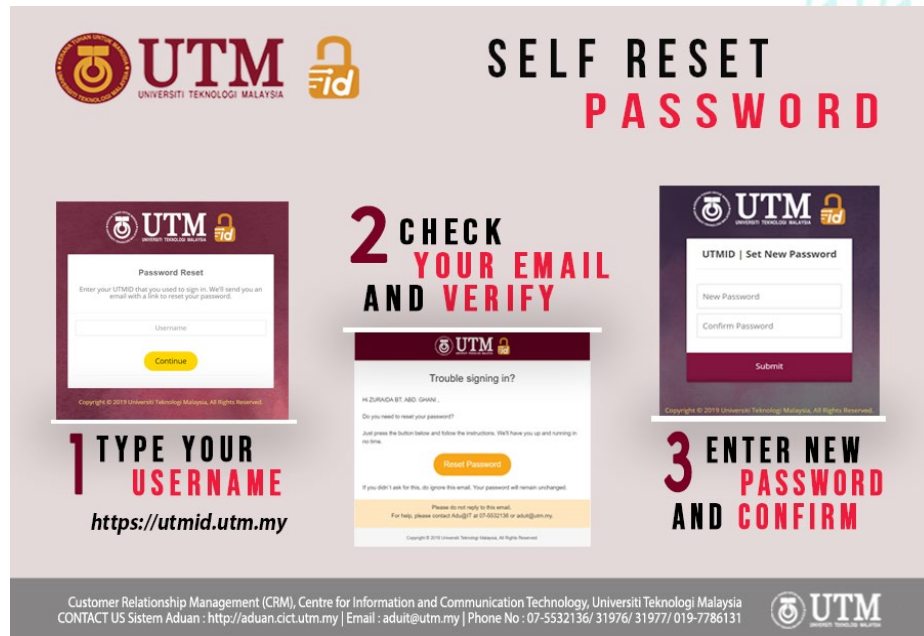
Next

Find my account

Create account

Please enter your full email address
example@graduate.utm.my

HOW TO RESET YOUR UTMID



SELF RESET PASSWORD

1 TYPE YOUR USERNAME
<https://utm.utm.my>

2 CHECK YOUR EMAIL AND VERIFY

3 ENTER NEW PASSWORD AND CONFIRM

Customer Relationship Management (CRM), Centre for Information and Communication Technology, Universiti Teknologi Malaysia
CONTACT US Sistem Aduan : <http://aduan.cict.utm.my> | Email : aduit@utm.my | Phone No : 07-5532136/ 31976/ 31977/ 019-7786131



MyUTM^{NEW}



<https://my.utm.my>

Wired &

UTMWiFi

**Student & Staf
Portal**

Network



**Virtual Private
Network (VPN)**

Mobile Apps

<https://vpn.utm.my>



* Malaysia Store Only

UNIVERSITI TEKNOLOGI MALAYSIA

LICENSED SOFTWARES

GENERAL USE



ENGINEERING



HOW TO DOWNLOAD: STEP BY STEP

STEP 1

Login at <https://my.utm.my> using your ACID account



STEP 2

Click Software Centre



STEP 3

Search a software



STEP 4

Download (Manual, Installer @ License Key)




STEP 5

Login UTMSHare



AVAILABLE VERSION: WINDOWS (64/32 BIT) AND MAC



Internet usage Policy

6 January 2019

STUDENT TYPE	KUOTA
Undergrad	15GB
PostGrad	20GB

- 100% access coverage @UTM Residential College
- 2 Gbps Wifi bandwidth

UTMWiFi Helpdesk Centre,
Ground Floor Block D07, CICT, UTM

Email: utmwifi@utm.my | **Web:** utmwifi.utm.my | **Phone:** 1-700-81-7822

Mobile APP:
UTMSmart or UTMWiFi
(Available in Google Play and APP Store)

Operation Hours:

Sunday to Thursday

Working Hours : 09.00 AM to 06.00 PM

Break Hours : 01.00 PM to 02.00 PM